

AiMS USER GUIDE

1) Introduction

This document provides step by step instructions on using the C-Probe Systems Limited Achilles interactive Management Server (AiMS). In order to use the AiMS service a Flash enabled web browser and a PDF reader are required.

2) Secure Access to the AiMS Server

2.1) Using a web browser, navigate to www.c-probe.com and click on the 'AiMS Login' link.

C-PROBE Tel: +44 (0)161 9281101 E-mail: enquiries@c-probe.com

Home Products Services Case Studies Industry Links Contact **AiMS Login**

Delivering state-of-the-art solutions to corrosion control through a range of quality online applications

AiMS
Achilles interactive Management Server
The informed choice

C-Probe GP Restoration Technology
Simply a better choice
Carbon fibre textile

Case Studies
BOK Tower
The Historic Bok Sanctuary in Lake Wales, Florida is 40 miles south of Orlando. It occupies approximately 250 acres consisting... [More](#)

Services
Service life durability
From Structure to Infrastructure

Achilles
Suite of Structural Healthcare Systems
Control @ your fingertips

Home Case Studies Services Industry Links Latest News Contact Us AiMS Login

Registration No. 4824587
© 2013 C-Probe Systems

2.2) A new page will open where the relevant Username and Password combination should be entered and then the 'Submit' button clicked. The login details for Aberdeenshire Council are as follows.

Username: aberdeenshire

Password: Dinnet2013berviE

C-PROBE Tel: +44 (0)161 9281101 E-mail: enquiries@c-probe.com

Home Products Services Case Studies Industry Links Contact AiMS Login

AiMS Login

Login

Username:

Password:

Keep Me Logged In: Submit

Overview

Access your database of information through our secure password login where you will be taken through to the location screen. Here you choose which location you need information on and proceed to view the data in our unique whip navigation.

Home Case Studies Services Industry Links Latest News Contact Us AiMS Login

C-Probe Systems Ltd. Blackmoss Court, Blackmoss Road, Dunham Massey, Altrincham, Cheshire, WA14 5RG United Kingdom
 Tel: +44 (0)161 9281101 Fax: +44 (0) 161 928 1104 - E-mail: enquiries@c-probe.com

Registration No. 4824597
 © 2013 C-Probe Systems Ltd All rights reserved.
 Site by **BML Creative**


2.3) This will bring up the relevant Client page, showing each of the available projects.

C-PROBE Tel: +44 (0)161 9281101 E-mail: enquiries@c-probe.com

Home Products Services Case Studies Industry Links Contact AiMS Login

AiMS Dashboard


Welcome, Aberdeenshire Council | [Logout](#)



Inverbervie Jubilee Bridge

View Summary

Select CMS drawings from the menu:



Dinnet Bridge

View Summary

Select CMS drawings from the menu:

Home Case Studies Services Industry Links Latest News Contact Us AiMS Login

C-Probe Systems Ltd. Blackmoss Court, Blackmoss Road, Dunham Massey, Altrincham, Cheshire, WA14 5RG United Kingdom
 Tel: +44 (0)161 9281101 Fax: +44 (0) 161 928 1104 - E-mail: enquiries@c-probe.com

Registration No. 4824597
 © 2013 C-Probe Systems Ltd All rights reserved.
 Site by **BML Creative**

2.4) Click on the drop-down menu down arrow to show a list of the available As Built drawings for the project. Choose the drawing to be viewed by clicking on the name in the list to open a PDF file of the drawing in a new window.

AiMS Dashboard

Welcome, Aberdeenshire Council | [Logout](#)

Inverbervie Jubilee Bridge

[View Summary](#)

Select CMS drawings from the menu:



Dinnet Bridge

[View Summary](#)

Select CMS drawings from the menu:

- 2.5) Alternatively, click on the desired project 'View Summary' button icon to open the latest system performance summary Flash file in a new window.

AiMS Dashboard

Welcome, Aberdeenshire Council | [Logout](#)

Inverbervie Jubilee Bridge

[View Summary](#)

Select CMS drawings from the menu:



Dinnet Bridge

[View Summary](#)

Select CMS drawings from the menu:

- 2.6) The Flash file may open with an error message but simply click the 'OK' button to view the file, which shows information about the project as well a summary of the system performance in a series of pie charts.

ICCP Report

Power Report

Rate Report

Comissioned: 02/07/2009

AIMS Year End: 31/10/2013

Last Control Visit: []

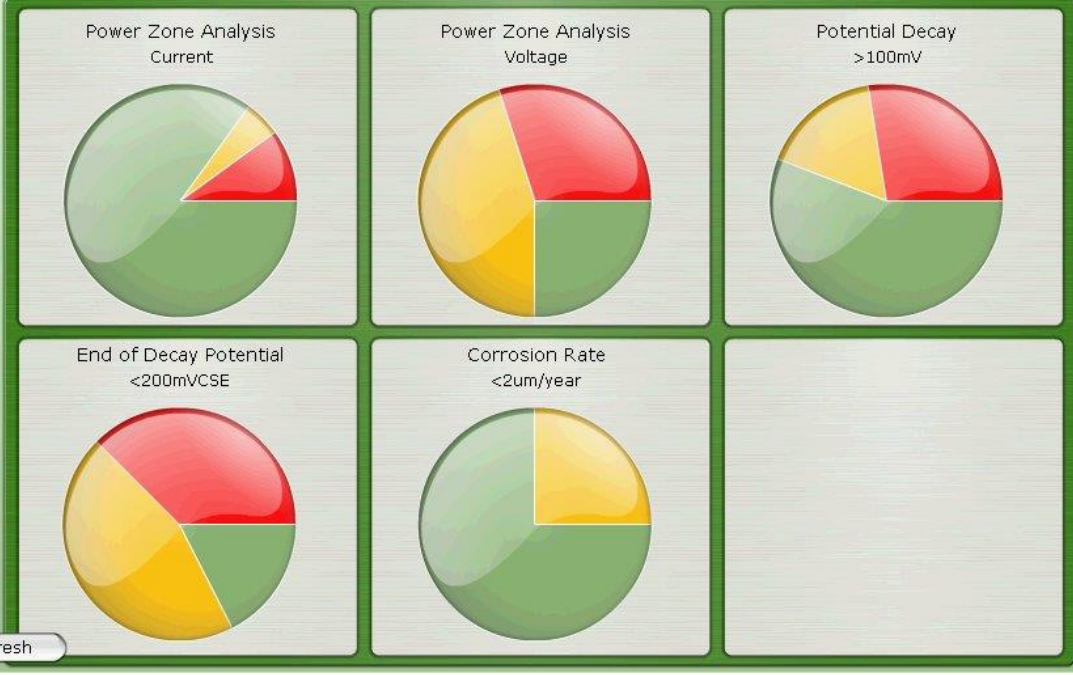
Next Upload Date: 01/11/2013

Select a Drawing

[]

System Summary: JCCP Anode #1, JCCP Anode #2, JCCP Anode #3, Initiator, Galvanic Anode, DC/AC Treatment, Achilles System, Type: Ebonex CP18/300, JCP

Zoom



Refresh

- 2.7) The pie charts are designed to display the data in a ‘traffic light’ format with green, amber and red colours used to show the various levels of performance across all monitored points.
- 2.8) The following table details the assessment criteria used to assign a particular colour for the each of the pie charts. The power values for current are reported as mA and for voltage as mV, the potential values are reported in mVCSE and the corrosion rate values are reported in µm/yr.

PIE CHART	GREEN	AMBER	RED
Power Zone – Current	Less than 50% of the maximum anode current	From 51% to 89% of the maximum anode current	Greater than 89% of the maximum anode current
Power Zone – Voltage	From 100 to 6999	From 7000 to 12000	Greater than 12000
Potential Decay	Greater than 100	From 50 to 99	Less than 50
End of Decay Potential	From +200 to -200	From -201 to -350	More negative than -350
Corrosion Rate	Less than 2	From 2 to 5	Greater than 5

- 2.9) Should the user wish to look the data for a particular monitored point or points, click on one of the buttons in the top left corner to display the relevant data report in PDF format.

ICCP Report

Power Report

Rate Report

Commissioned 02/07/2009

AIMS Year End 31/10/2013

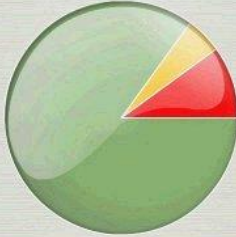
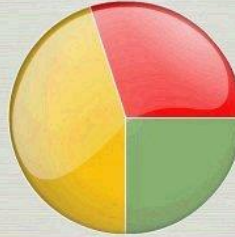
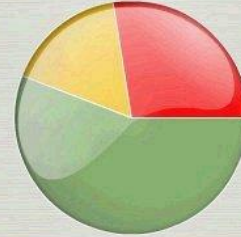
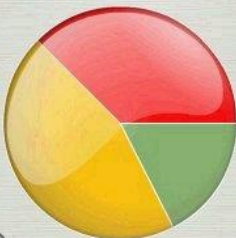
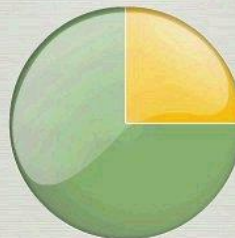
Last Control Visit

Next Upload Data 01/11/2013

System Summary	Type
ICCP Anode # 1	Epoxyex CP18/300
ICCP Anode # 2	
ICCP Anode # 3	
Initiator	
Galvanic Anode	
On-site Treatment	ICP
Achilles System	

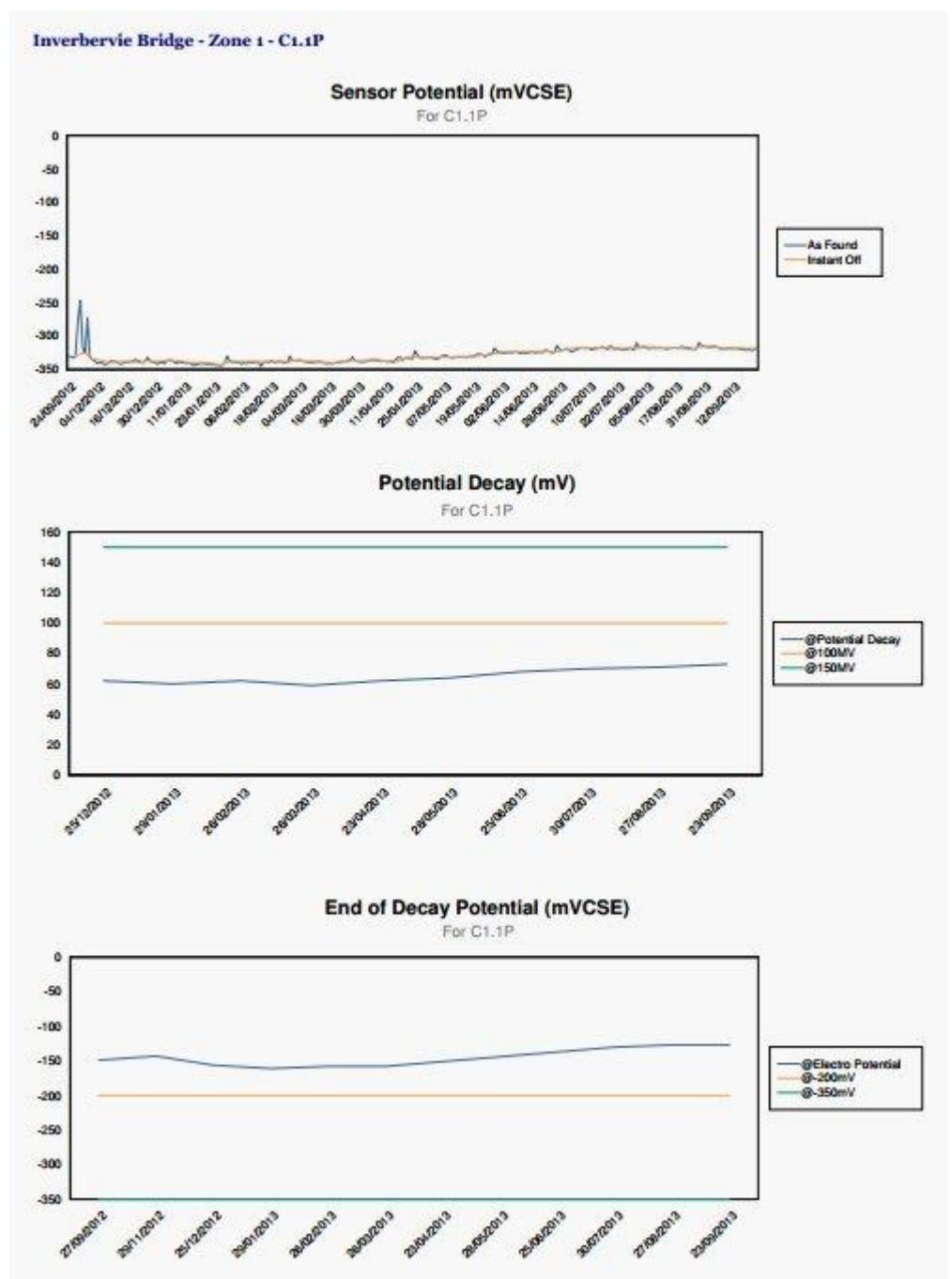
Zoom

Select a Drawing

Power Zone Analysis
CurrentPower Zone Analysis
VoltagePotential Decay
>100mVEnd of Decay Potential
<200mVCECorrosion Rate
<2um/year

Refresh

- 2.10) The data report displays the data recorded from site for the last 12 months on a sensor by sensor basis for the potential and rate data and on a power unit by power unit basis for the power output data.



- 2.11) Once the report is open the data contained within the report can be viewed by simply scrolling through the pages one by one as with any PDF document.
- 2.12) In addition to the scrolling arrows, it is possible to jump straight to a particular data point based on the date. This is done by clicking on the + symbol adjacent to the zone label in the upper left hand corner of the report. This will expand the list to show the monitoring points available within the zone.
- 2.13) If a further report is to be viewed then click on the relevant report button or if all relevant reports have been viewed then click the Logout button to exit from the secure AiMS server.